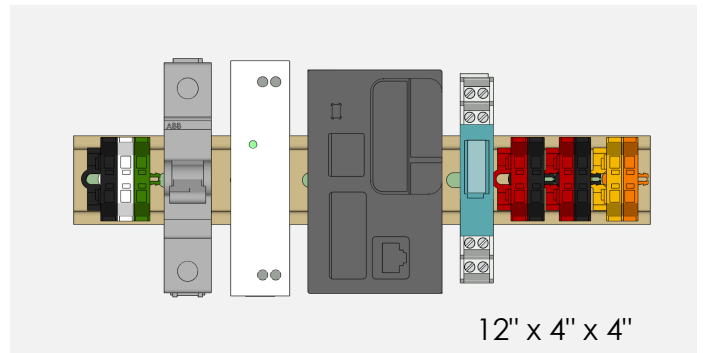
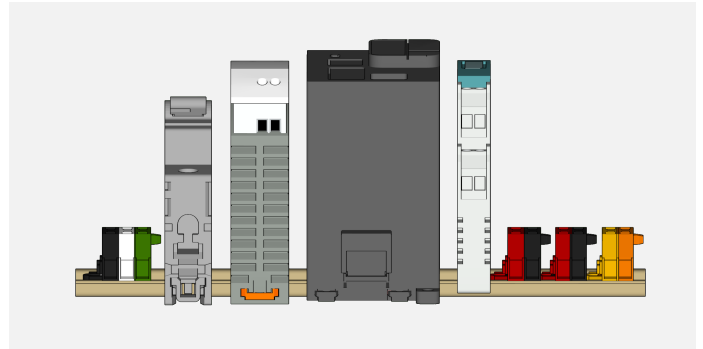
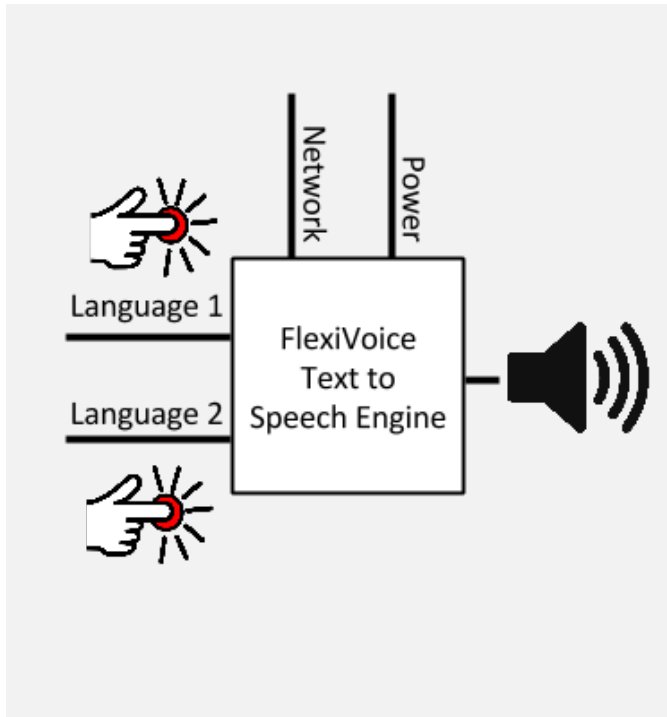




FlexiVoice

text to speech engine - din rail mounted



TEXT TO SPEECH SPECIFICATIONS

Number of languages	30+
Number of voices	100+
Synthesis frequency	22 KHz
Synthesis technology	Unit selection or statistical parametric
Automatic syntactic analysis	Yes
Automatic prosody generation	Yes

AUDIO OUTPUT

Maximum continuous power	20 W
Maximum sound pressure (recommended)	100 dBA
Maximum speaker distance	330 feet
Automatic sound level	Yes

BUTTON ACTIVATION

Maximum number of buttons per unit	8
Maximum button distance	330 feet
Dry contact	Yes
Piezo-electric	Yes

ADJUSTABLE SETTINGS

Prosody	Yes
Custom pronunciation dictionary	Yes
Rate of speech	Yes
Pitch	Yes
Maximum volume	Yes
Environmental noise level sensitivity	Yes
Locator tone	Yes
Locator tone interval	Yes

ENVIRONMENTAL

Power consumption	120V @ 1 A or 24V @ 5A
Weight	1.5 pounds (680 grams)
Dimensions	12" x 4" x 4" (30 cm x 10 cm x 10 cm)
Operating temperature	32 F to 122 F (0 C to 50C)